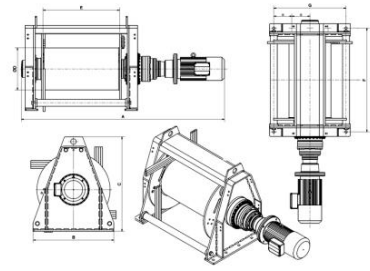



PL 800 kg - 45 m/min, orthogonal model, low voltage control with frequency



Electric winch 800 kg. Range of electric winches suitable for intensive use in severe conditions when lifting or pulling/hauling.

Use:

- Lifting or pulling/hauling applications
- Industry (production line supply, waste removal, maintenance, loaders, en-mass conveyors...)
- Building and public works (bridge-laying, freight elevators, handling, assembly, high-rise sites...)
- Launch of bridges
- Railways: wagon or train haulage
- Traction of heavy loads
- Conveyor belt tensioning...

Technical properties

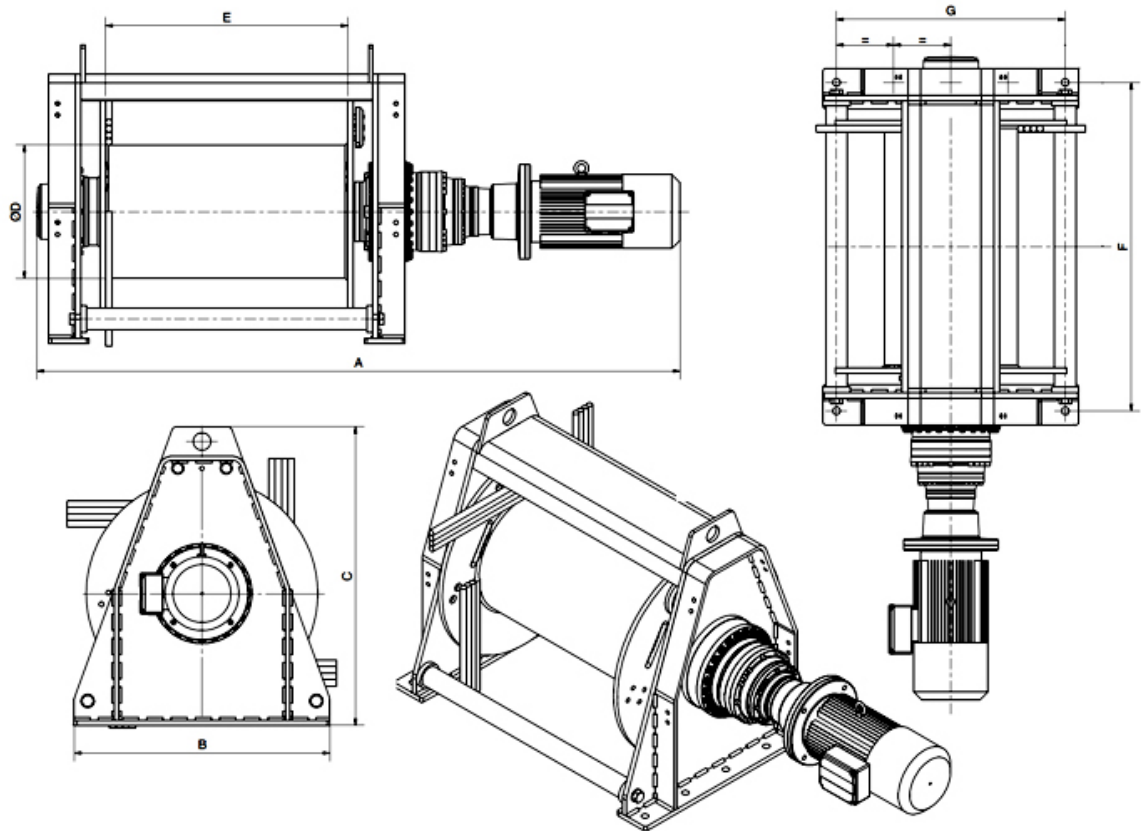
- Extreme sturdiness and reliable parts by HUCHEZ.
- Wall mounting possible.
- 230/400 V - 50 Hz three-phase motor. IP 55 Protection. P = 7,5 kW.
- Orthogonal model (vertical or horizontal).
- Low voltage control protects the user from electrical risks. It makes it possible to operate a wide range of options: from limit switch to radio control, including a load limiter and a rope slack switch...
- Reliable electric and electronic components.
- The control unit is proposed separately to give a greater freedom to users and to provide the means for adapting to every situation.
- Variable speed extra-low voltage control unit comprising of: power line breaker, variable speed control, braking resistance, pendant control with potentiometer (3 m of cable). 24 V extra-low voltage control unit available comprising of contactors, power line breaker, thermal circuit breaker, not disconnectable pendant control (3 m of cable).
- Smooth starting and stopping.
- Adjustable speed from 10% to 100% with potentiometer.
- Limit switch obligatory when lifting.
- Electronic load limiter optional.
- Fully sealed planetary gear reducer (reduced maintenance).
- Standard length of drum: 600 mm.
- Numerous rope outlets possibilities.
- Options available: rope-press roller, grooved drum, multirope grooved drum, specific paint, phases detector, lower chassis, timer, tarpauline cover...

Technical characteristics of PL 800 kg - 45 m/min, orthogonal model, low voltage control with frequency inverter

References	800PL45VV ORTHO
Capacity 1st layer kg	980
Capacity top layer kg	800
Nb of layers	4
Wire rope cap. 1st layer m	48
Max. rope capacity m	220
Wire rope Ø mm	9
Adjustable speed 1st layer m/min	3,8-38
Adjustable speed top layer m/min	4,6-46
FEM	3m
Motor kW	7,5
Power	3 Ph-230/400 V
Weight (without wire rope) kg	295

Dimensions

References	800PL45VV ORTHO
A mm	1108
B mm	500
C mm	1103 (vertical)/560 (horizontal)
D mm	Ø 229
E mm	600
F mm	785
G mm	410



Technical characteristics of the other models of the range

References	800PL45	800PL45VV	800PL45 ORTHO	800PL45VV ORTHO	800PL26
Capacity 1st layer kg	980	980	980	980	980
Capacity top layer kg	800	800	800	800	800
Nb of layers	4	4	4	4	4
Wire rope cap. 1st layer m	48	48	48	48	48
Max. rope capacity m	220	220	220	220	220
Wire rope Ø mm	9	9	9	9	9
Fixed speed 1st layer m/min	36		38		21
Fixed speed top layer m/min	45		46		26
Adjustable speed 1st layer m/min		3,6-36		3,8-38	
Adjustable speed top layer m/min		4,5-45		4,6-46	
FEM	3m	3m	3m	3m	3m
Motor kW	7,5	7,5	7,5	7,5	4
Power	3 Ph-230/400 V	3 Ph-230/400 V	3 Ph-230/400 V	3 Ph-230/400 V	3 Ph-230/400 V
Weight (without wire rope) kg	295	295	295	295	270

References	800PL26VV	800PL26 ORTHO	800PL26VV ORTHO	1000PL19	1000PL19VV
Capacity 1st layer kg	980	980	980	1220	1220
Capacity top layer kg	800	800	800	1000	1000
Nb of layers	4	4	4	4	4
Wire rope cap. 1st layer m	48	48	48	48	48
Max. rope capacity m	220	220	220	220	220
Wire rope Ø mm	9	9	9	9	9
Fixed speed 1st layer m/min		20		16	
Fixed speed top layer m/min		25		19	
Adjustable speed 1st layer m/min	2,1-26		2-20		1,6-16
Adjustable speed top layer m/min	2,6-26		2,5-25		1,9-19
FEM	3m	3m	3m	3m	3m
Motor kW	4	4	4	4	4
Power	3 Ph-230/400 V	3 Ph-230/400 V	3 Ph-230/400 V	3 Ph-230/400 V	3 Ph-230/400 V
Weight (without wire rope) kg	270	270	270	270	270

References	1000PL19 ORTHO	1000PL19VV ORTHO	1000PL37	1000PL37VV	1000PL37 ORTHO
Capacity 1st layer kg	1220	1220	1220	1220	
Capacity top layer kg	1000	1000	1000	1000	
Nb of layers	4	4	4	4	4
Wire rope cap. 1st layer m	48	48	48	48	48
Max. rope capacity m	220	220	220	220	220
Wire rope Ø mm	9	9	9	9	9
Fixed speed 1st layer m/min	16		30		24
Fixed speed top layer m/min	20		37		30
Adjustable speed 1st layer m/min		1,6-16		3-30	1220
Adjustable speed top layer m/min		2-20		3,7-37	1000
FEM	3m	3m	3m	3m	3m
Motor kW	4	4	7,5	7,5	7,5
Power	3 Ph-230/400 V	3 Ph-230/400 V	3 Ph-230/400 V	3 Ph-230/400 V	3 Ph-230/400 V
Weight (without wire rope) kg	270	270	295	295	295

References	1000PL37VV ORTHO	1500PL28	1500PL28VV	1500PL28 ORTHO	1500PL28VV ORTHO
Capacity 1st layer kg	1220	1930	1930	1930	1930
Capacity top layer kg	1000	1500	1500	1500	1500
Nb of layers	4	4	4	4	4
Wire rope cap. 1st layer m	48	37	37	37	37
Max. rope capacity m	220	175	175	175	175
Wire rope Ø mm	9	11,5	11,5	11,5	11,5
Fixed speed 1st layer m/min		22		21	2,1-21
Fixed speed top layer m/min		28		27	2,7-27
Adjustable speed 1st layer m/min	2,4-24		2,2-22		
Adjustable speed top layer m/min	3-30		2,8-28		
FEM	3m	3m	3m	3m	3m
Motor kW	7,5	9,2	9,2	9,2	9,2
Power	3 Ph-230/400 V	3 Ph-230/400 V	3 Ph-230/400 V	3 Ph-230/400 V	3 Ph-230/400 V
Weight (without wire rope) kg	295	300	300	300	300

References	2000PL21	2000PL21VV	2000PL21 ORTHO	2000PL21VV ORTHO	2000PL42
Capacity 1st layer kg	2460	2460	2460	2460	2460
Capacity top layer kg	2000	2000	2000	2000	2000
Nb of layers	4	4	4	4	4
Wire rope cap. 1st layer m	70	70	70	70	70
Max. rope capacity m	320	320	320	320	320
Wire rope Ø mm	13	13	13	13	13
Fixed speed 1st layer m/min	17		17		34
Fixed speed top layer m/min	21		21		42
Adjustable speed 1st layer m/min		1,7-17		1,7-17	
Adjustable speed top layer m/min		2,1-21		2,1-21	
FEM	3m	3m	3m	3m	3m
Motor kW	7,5	7,5	7,5	7,5	15
Power	3 Ph-230/400 V	3 Ph-230/400 V	3 Ph-230/400 V	3 Ph-230/400 V	3 Ph-400/690 V
Weight (without wire rope) kg	680	680	680	680	700

References	2000PL42VV	2000PL42 ORTHO	2000PL42VV ORTHO	3000PL36	3000PL36VV
Capacity 1st layer kg	2460	2460	2460	3830	3830
Capacity top layer kg	2000	2000	2000	3000	3000
Nb of layers	4	4	4	4	4
Wire rope cap. 1st layer m	70	70	70	58	58
Max. rope capacity m	320	320	320	270	270
Wire rope Ø mm	13	13	13	15,8	15,8
Fixed speed 1st layer m/min		32		28	
Fixed speed top layer m/min		41		36	
Adjustable speed 1st layer m/min	3,4-34		3,2-32		2,8-28
Adjustable speed top layer m/min	4,2-42		4,1-41		3,6-36
FEM	3m	3m	3m	3m	3m
Motor kW	15	15	15	18,5	18,5
Power	3 Ph-400/690 V	3 Ph-400/690 V	3 Ph-400/690 V	3 Ph-400/690 V	3 Ph-400/690 V
Weight (without wire rope) kg	700	700	700	800	800

References	3000PL36 ORTHO	3000PL36VV ORTHO	5000PL19VV ORTHO	
Capacity 1st layer kg	3830	3830	6430	13000
Capacity top layer kg	3000	3000	5000	10000
Nb of layers	4	4	4	4
Wire rope cap. 1st layer m	58	58	55	51
Max. rope capacity m	270	270	260	250
Wire rope Ø mm	15,8	15,8	20	30
Fixed speed 1st layer m/min	22			
Fixed speed top layer m/min	28			
Adjustable speed 1st layer m/min		2,2-22	1,5-15	0,9-9
Adjustable speed top layer m/min		2,8-28	1,9-19	1,2-12
FEM	3m	3m	3m	
Motor kW	18,5	18,5	18,5	22
Power	3 Ph-400/690 V	3 Ph-400/690 V	3 Ph-400/690 V	3 Ph-400/690 V
Weight (without wire rope) kg	800	800	1040	



HUCHEZ's advice

Large winding capacity, robustness, numerous rope outlets possibilities and options. The modular design of the PL-Serie chassis allows easy adaptation to your specific needs: drum length on request, rope slack switch and rope-press roller easily adjustable.



HUCHEZ
4, rue Michel HAMMID
60420 FERRIERES – France
☎ +33 (0) 3 44 51 11 33
🌐 www.huchez.com
✉ contact@huchez.fr



SERVICE CLIENTS
ATENCIO AL CLIENTE
KUNDENSERVICE

Pour en savoir plus, n'hésitez pas à nous contacter!
To know more, please contact us!
Para más información, póngase en contacto con nosotros!
Für weitere Informationen können Sie sich gerne an uns wenden!